

Mining, Exploration and Geoscience Quarterly Performance Report

Quarter Two 2023

July 2023



Published by the Department of Regional NSW

Title: Mining, Exploration and Geoscience Quarterly Performance Report

Subtitle: Quarter Two 2023

First published: 17 July 2023

Department reference number: RDOC23/140643

Amendment schedule		
Date	Version	Amendment
17 July 2023	1.0	

© State of New South Wales through Regional NSW 2023. You may copy, distribute, display, download and otherwise freely deal with this publication for any purpose, provided that you attribute the Regional NSW as the owner. However, you must obtain permission if you wish to charge others for access to the publication (other than at cost); include the publication in advertising or a product for sale; modify the publication; or republish the publication on a website. You may freely link to the publication on a departmental website.

Disclaimer: The information contained in this publication is based on knowledge and understanding at the time of writing (July 2023) and may not be accurate, current or complete. The State of New South Wales (including the Regional NSW), the author and the publisher take no responsibility, and will accept no liability, for the accuracy, currency, reliability or correctness of any information included in the document (including material provided by third parties). Readers should make their own inquiries and rely on their own advice when making decisions related to material contained in this publication.

Executive Summary

Quarterly Wrap-Up

During Quarter 2 2023, Mining, Exploration and Geoscience (MEG) finalised 144 measured title actions. Of these matters, 92% were determined within target timeframes.

Consistent with the previous quarters, MEG has made a concerted effort to resolve matters on hand that were received prior to the introduction of the new end-to-end Service Delivery Standards (SDS), particularly matters that have come off ‘Stop-the-Clock’ due to outstanding information or matters being finalised with applicants.

Performance against matters received since the introduction of end-to-end reporting SDS (Q1 2022), continues to achieve strong results.

The Ageing Dealings Project commenced in early 2021 and was originally to conclude 30 June 2023. With 464 of the 662 ageing dealings completed, resources will continue to be allocated to complete this project. Renewals projected to be completed by June 30 were affected by retrospectivity of some aspects of legislative amendments from 1 March 2023. This resulted in applications for renewal requiring further information to support consideration by the department in accordance with the new statutory requirements and the *Policy – Renewal of exploration licence under the Mining Act 1992*. Ageing Dealings matters are reported on Page 12.

Overall, MEG has demonstrated a strong performance in Quarter 2 2023, meeting the majority of target timeframes and making progress in processing applications and addressing long-standing matters.

Overview

This report provides a summary of the performance for title assessments and application processing within the Department of Regional NSW’s Mining, Exploration and Geoscience (MEG) division for Quarter 2 2023 (1 April 2023 to 30 June 2023).

MEG’s performance is reported against the Service Delivery Standards (‘target dates’) which define target timeframes for the processing of applications under the *Mining Act 1992*. Service Delivery Standards and ‘Target dates’ are published by MEG at:

<https://meg.resourcesregulator.nsw.gov.au/mining-and-exploration/service-delivery-standards>

Processing Timeframes

Processing timeframes for title applications, renewals, transfers, part transfers and changes in control commence when a complete application, including payment of relevant application fees and all required supporting information, is received by MEG. If an application is deficient, the applicant is notified and given 10 business days to submit all required supporting information. Processing timeframes for Stage 1 ends when the applicant is notified of the proposed decision for the application. Processing timeframes for Stage 2 ends when the applicant is notified of the final decision for the application.

Exception management (stop-the-clock) principles apply when circumstances beyond the control of MEG’s process prevent the valid assessment of an application. The exception management principles can be found at the link above.

Table of Contents

Executive Summary	3
Quarterly Wrap-Up	3
Overview	3
Processing Timeframes	3
Quarter Two 2023	5
Performance Overview	5
Historic Performance Trend	5
Table 1. Service performance for the quarter	6
Average processing time by stage	7
Mineral Exploration Licences	7
Coal Exploration Licences	7
Mineral Mining Leases	7
Coal Mining Leases	8
Average end-to-end processing time by resource	8
Exploration Licences	8
Mining Leases	9
Remaining pending applications	9
Ageing Dealings Project	11

Quarter Two 2023

Performance Overview

The following chart (Table 1) details the performance of decisions as measured against the target dates for Quarter 2 2023. The ‘target date’ represents an end-to-end application process (application to final decision) that incorporates the title instrument being issued as the final step. Table 1 below shows how many applications for grant, renewal, transfer and part transfer were completed within the ‘target date’ within this quarter, by resource (mineral or coal), and by application type.

During this quarter:

- 32 exploration licences were granted
- 78 exploration licences were renewed
- One assessment lease was renewed
- One mining lease was granted
- 23 mining leases were renewed
- 9 transfers were registered

Of these, **92 per cent** met the target timeframe.

Historic Performance Trend

Figure 1 below shows the historic trend in the reported service delivery standard performance each quarter. Quarter 4 2021 saw the implementation of MEG’s new SDS. These SDS now report on end-to-end performance, rather than to proposed decisions, as well as the inclusion of transfer and part transfer applications in the performance report.

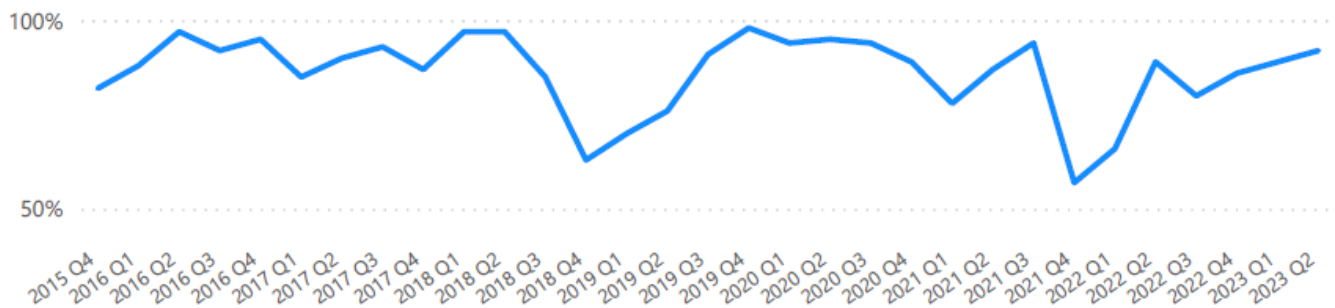


Figure 1 – Historic trend of service delivery standard performance (for all application types measured)

Table 1. Service performance for the quarter

Service performance for Quarter 2 – 1 April 2023 to 30 June 2023				
Application type	Total Matters	Met Target Date	Missed Target Date	Service Performance %
MINERAL				
Exploration licence applications	32	30	2	94%
Exploration licence renewals	77	77	0	100%
Assessment lease applications	0	0	0	N/A
Assessment lease renewals	1	1	0	100%
Mining lease applications	1	1	0	100%
Mining lease renewals	5	3	2	60%
COAL				
Exploration licence applications	0	0	0	N/A
Exploration licence renewals	1	1	0	100.00%
Assessment lease applications	0	0	0	N/A
Assessment lease renewals	0	0	0	N/A
Mining lease applications	0	0	0	N/A
Mining lease renewals	18	12	6	66.67%
OTHER				
Transfers	9	7	2	78%
Part Transfers	0	0	0	N/A
Total	144	132	12	92%

Average processing time by stage

Figures 2, 3 and 4 below display the average number of days taken to process the applications determined in the quarter, broken down by application category and application stage (from submission to notice of proposed decision, customer acceptance to final notice etc).

Mineral Exploration Licences

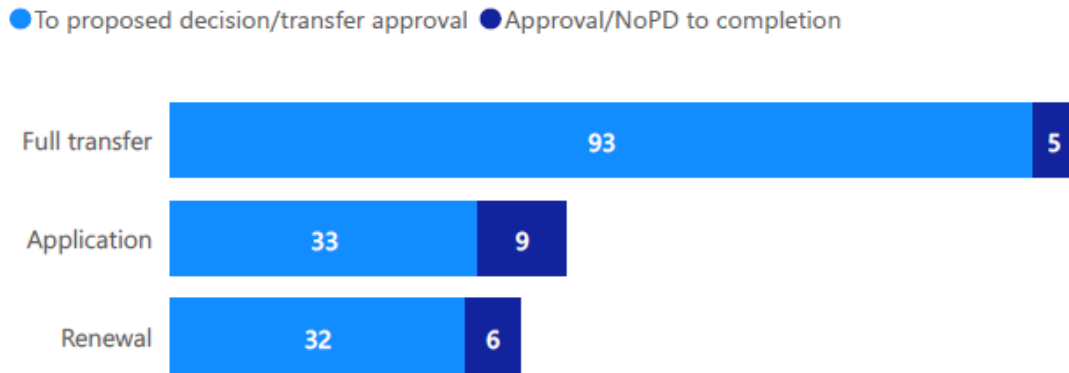


Figure 2 – Average processing days for mineral exploration titles by application stage

Coal Exploration Licences

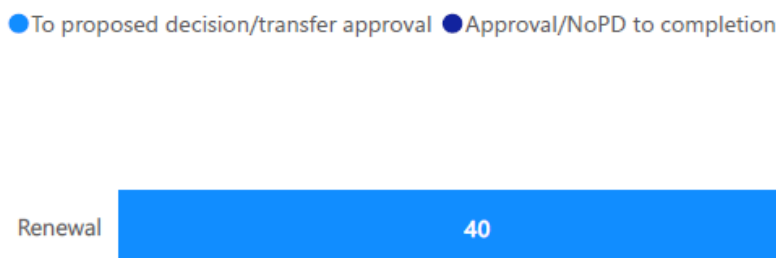


Figure 3 – Average processing days for coal exploration titles by application stage

Mineral Mining Leases

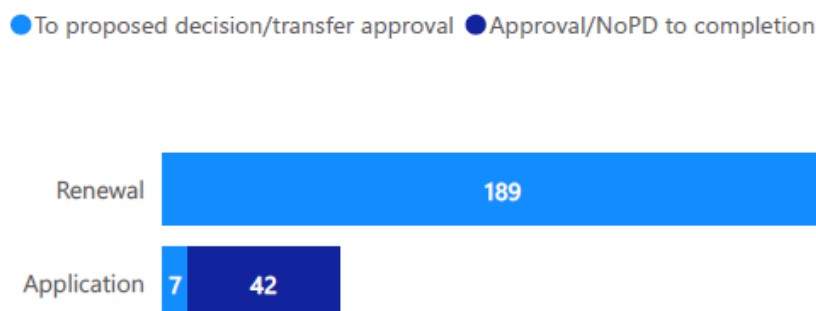


Figure 4 – Average processing days for mineral mining titles by application stage

Coal Mining Leases

● To proposed decision/transfer approval ● Approval/NoPD to completion



Figure 5 – Average processing days for coal mining titles by application stage

Average end-to-end processing time by resource

Figures 6 and 7 below display the average number of days taken processing the applications determined in the quarter, broken down by application category and resource type (coal, mineral and petroleum).

Exploration Licences

Resource type ● Coal ● Mineral

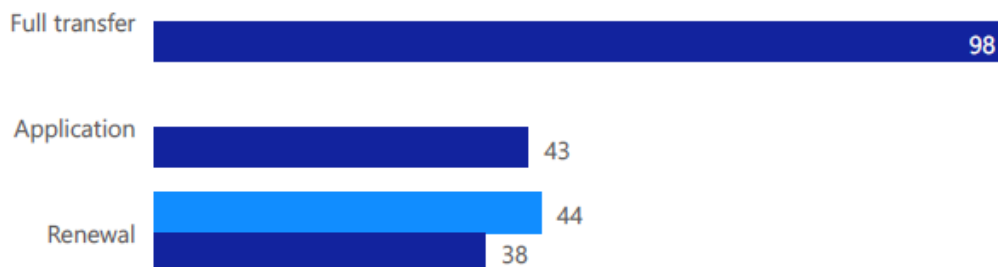


Figure 6 – Average processing days for exploration titles by resource type

Mining Leases

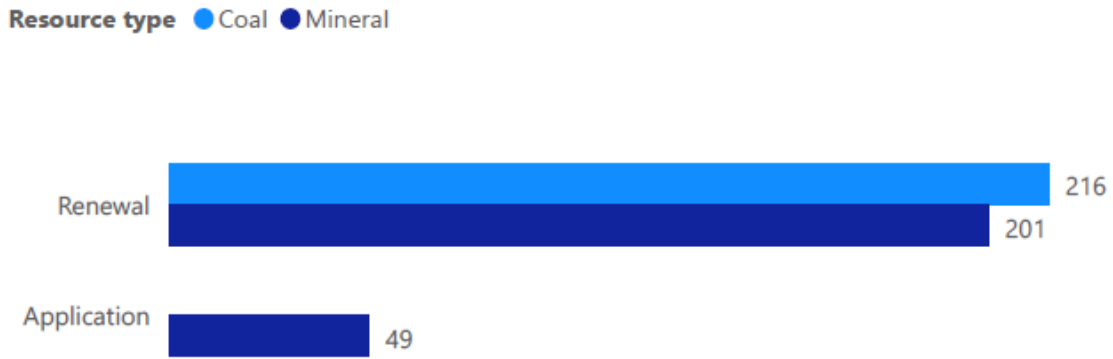


Figure 7 - Average processing days for mining titles by resource type

Remaining pending applications

Figures 8 and 9 below detail the number of pending applications for grant, renewal, transfer and part transfer under assessment with MEG at the end of the quarter. Figure 8 itemises the applications by type and resource, and figure 9 details when these applications were received. Please note that these pending applications do not include applications which form part of MEGs ageing dealings project (applications received prior to 1 January 2020). These are reported separately.

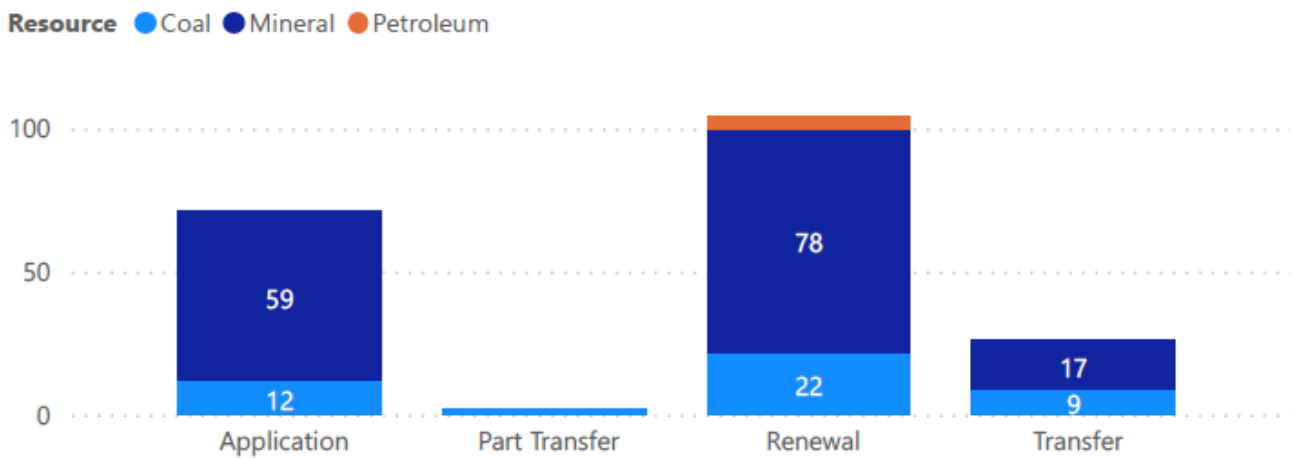


Figure 8 – Remaining pending applications by type and resource

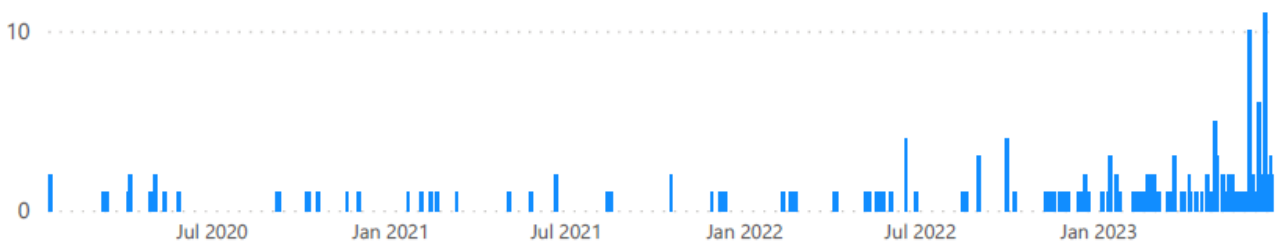


Figure 9 – Remaining pending applications by received date

Figure 10 below details the number of applications that currently have their processing clock stopped and identifies the reason for the stoppage.

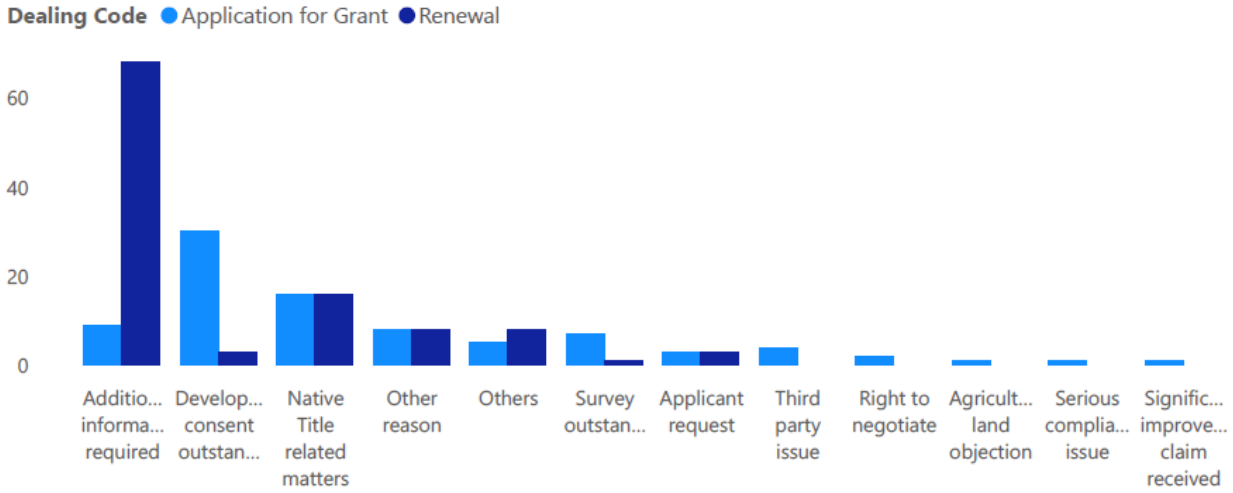


Figure 10 – Current clock stoppages by category

Figure 11 below identifies the number of items on stop the clock and shows the date the stoppage occurred.

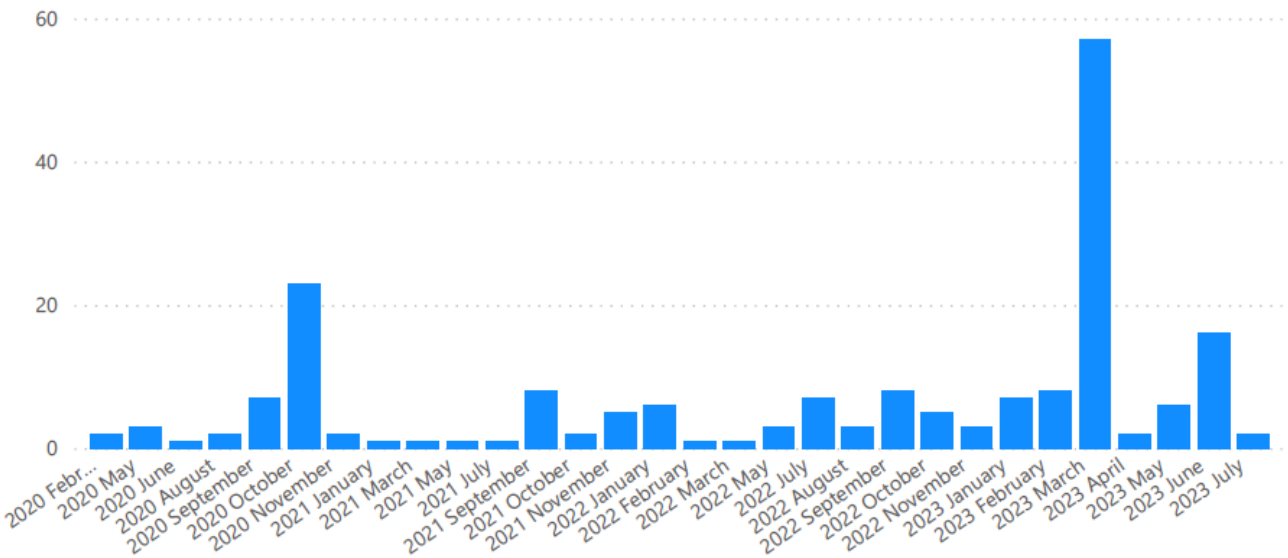


Figure 11 – Current clock stoppages by stoppage date

Ageing Dealings Project

The Ageing Dealings Project review and finalises long standing applications including complex legacy matters that have been pending with MEG for a prolonged time. The items within the scope of the project are those applications lodged with MEG prior to 1 January 2020 that were pending completion at that date.

In addition to the internal triage of these applications to determine priority of processing, MEG also communicates with industry to prioritise assessments according to operational need.

At the end of Quarter 2 2023, 464 of the 662 matters within the scope of the project have been completed. As outlined in the Executive Summary, resources are being continued in the project beyond the originally proposed 30 June 2023 completion date to continue to complete applications, particularly those renewals affected by recent legislative changes.

Figure 12 below shows the monthly progression of completed matters by the Ageing Dealings Project, with completed items per month in the bars and a running total represented by the line graph.

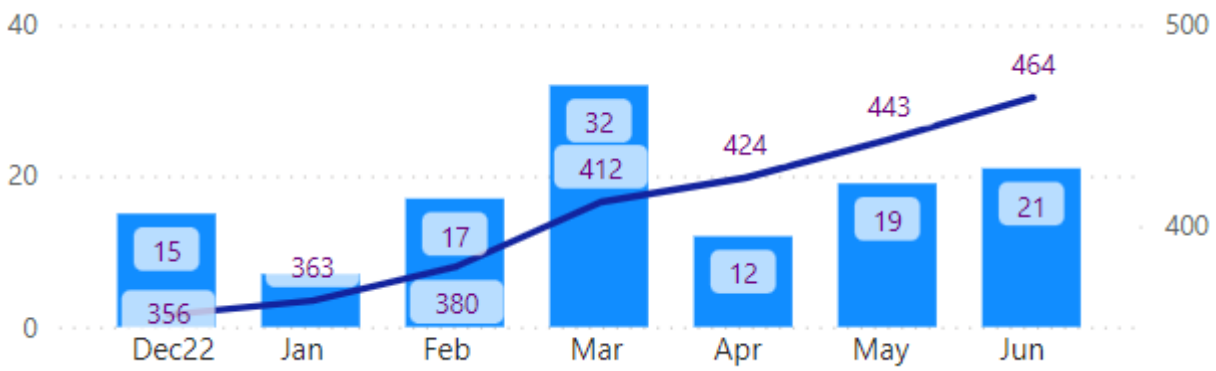


Figure 12 – Ageing dealings project items completed by month

Figure 13 below itemises the matters in the Ageing Dealings Project that have been completed and those that remain to be completed. Most matters to resolve are renewals, grants of new titles, and the finalisation of dead titles (including any related security actions).




Figure 13 – Ageing Dealings Project dealings remaining

Figure 14 below lists the items in the Ageing Dealings Project by their processing stage (from lodgement through to completion).

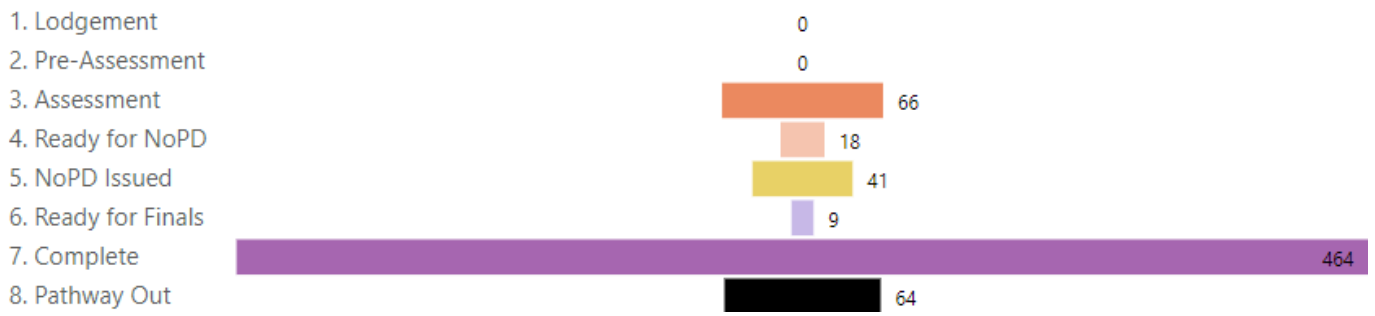


Figure 14 – Ageing dealings project items sorted by processing stage

Figure 15 below details the current status of the ‘clock’ for all remaining ageing dealings. It identifies how many items have their processing clock stopped, how many have had previous stoppages but are now running again, and how many have never had to have the clock stopped.

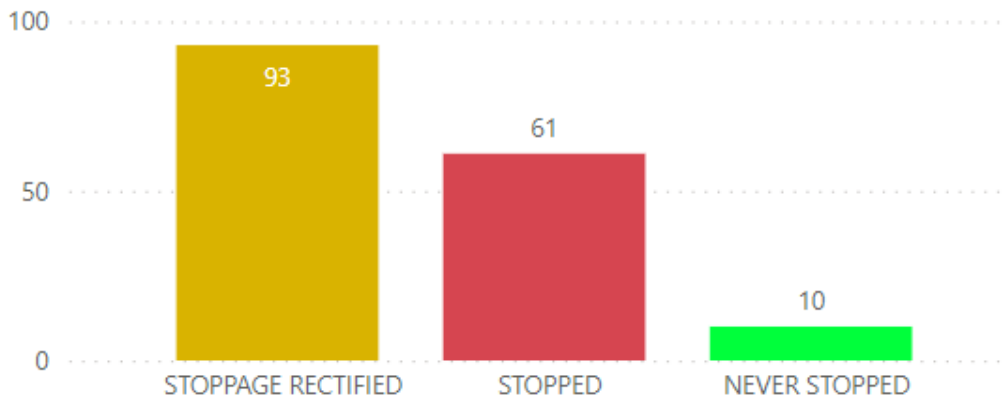


Figure 15 – Ageing dealings project items ‘clock’ status

© State of New South Wales through Regional NSW 2023. The information contained in this publication is based on knowledge and understanding at the time of writing July 2023. However, because of advances in knowledge, users are reminded of the need to ensure that the information upon which they rely is up to date and to check the currency of the information with the appropriate officer of the Regional NSW or the user’s independent adviser.